

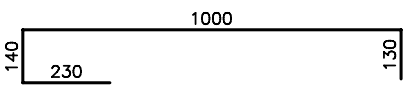
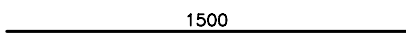
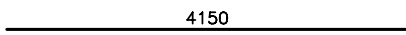
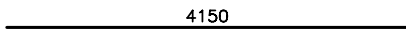
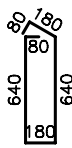
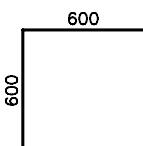
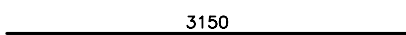
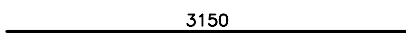
Název akce : Neubau einer Fabrikhalle
in 2800 Bremen

Stavební díl : Deska D1

Datum : 29.06.2012

Tento stavební výkaz platí pro 1 stavební díl.

Počet stavebních dílů: 1

Pol. č.	Počet ks	D [mm]	Tvar	Délka [m]	Celk.délka [m]	Hmotnost [kg/m]	Hmotnost [kg]
9	209.0	R8		1.500	313.500	0.395	123.833
10	12.0	R14		1.500	18.000	1.208	21.744
11	10.0	R10		4.150	41.500	0.617	25.606
12	4.0	R12		4.150	16.600	0.888	14.741
13	111.0	R8		1.800	199.800	0.395	78.921
14	16.0	R12		1.200	19.200	0.888	17.050
15	8.0	R12		3.150	25.200	0.888	22.378
16	18.0	R10		3.150	56.700	0.617	34.984