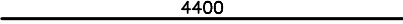
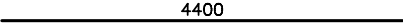


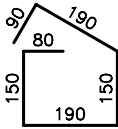


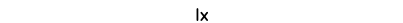


Pol. č.	Počet ks	D [mm]	Tvar	Délka [m]	Celk.délka [m]	Hmotnost [kg/m]	Hmotnost [kg]
17	4.0	R12		4.400	17.600	0.888	15.629
18	10.0	R10		4.400	44.000	0.617	27.148
19	10.0	R10		3.500	35.000	0.617	21.595
20	6.0	R10		3.350	20.100	0.617	12.402
21	20.0	R6		0.850	17.000	0.222	3.774
22	4.0	R10		6.000	24.000	0.617	14.808
23	24.0	R10		0.750	18.000	0.617	11.106
24	1.0	R8		77.000	77.000	0.395	30.415
Celková hmotnost [kg]							1280.767